

License Manager Overview

On the left sidebar there is a License Manager button.

Click on the 'License Manager' button to open up another browser window to display the following selection tabs.

- 0. License Manager
- 0. License Types
- 0. Vendor License Alias
- 0. Usernames

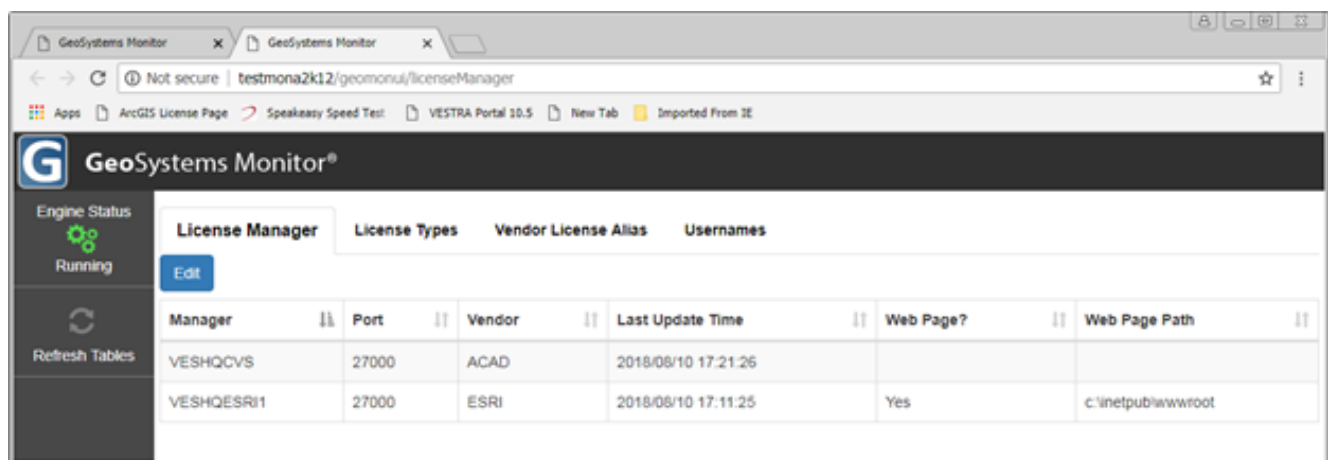
All tables can be refreshed using the Refresh Tables button.

All table columns can be sorted using the sorting arrows found at the table headers.

Charting and Reporting can be run from the Charts and Reports section of the GeoSystems Monitor.

Prior to these screens, [License manager points](#) need to be set up.

License Manager



List of license managers, port, and vendor associated. These correspond the points entered earlier.

Web page: When set to yes and a **web page path** is entered, a web page is created and updated each

time the point is run(default is 5 min). To change, highlight the particular line and click the edit button.

The web page path can be on the local GeoSystems Monitor server, either under IIS or a UNC path to another server.

- a. Ex. 1. C:\inetpub\wwwroot or C:\inetpub\wwwroot\LicenseManager
- b. Ex. 2. \\RemoteServer\RemoteServerShare

i. When entering a UNC path, make sure the GeoMonEngine service can write to that location.

The default web pages are:

Esri – arcgislicense.html

ACAD – acadlicense.html

FME – fmelicense.html

Other – otherlicense.html

The web page header can be modified using the following files, located in the 'scripts' folder.

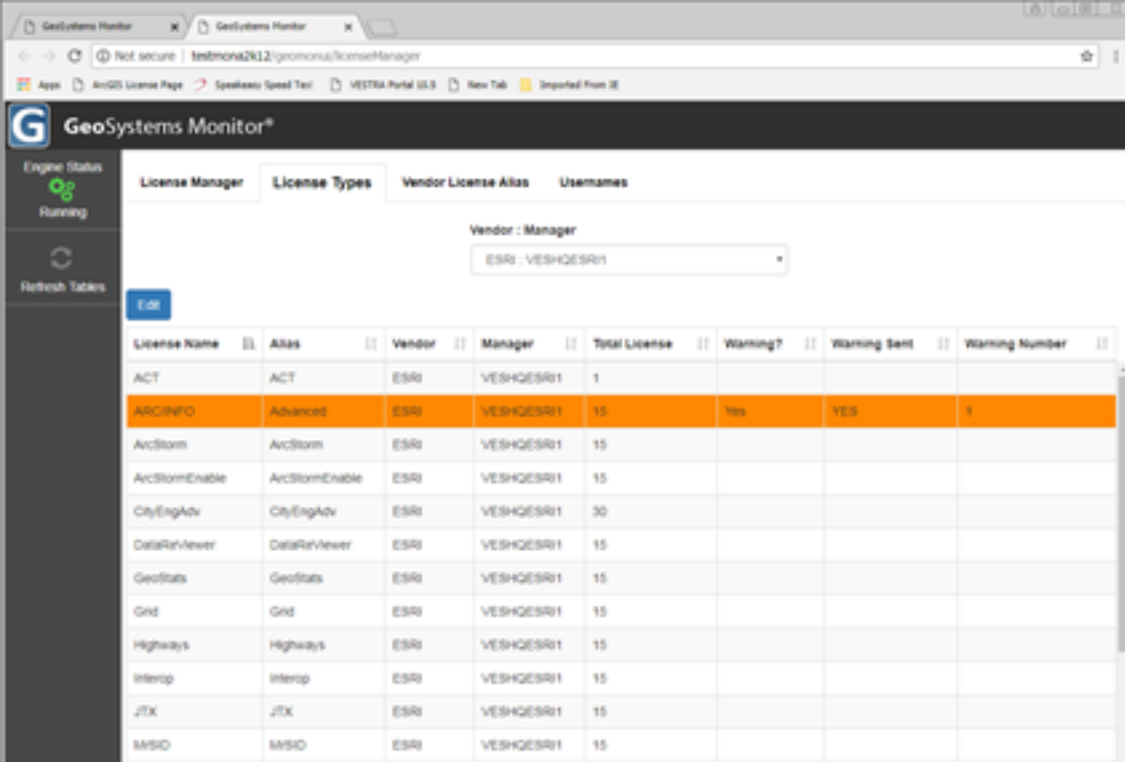
licenseTemplate.html - The top of this can be changed for individual Client information if needed.

logo.gif - A Client logo can be put in place of this file to display in the Web page.

Example of an ESRI license page:

<http://GeoSystemsMonitorServerName/arcgislicense.html>

License Types

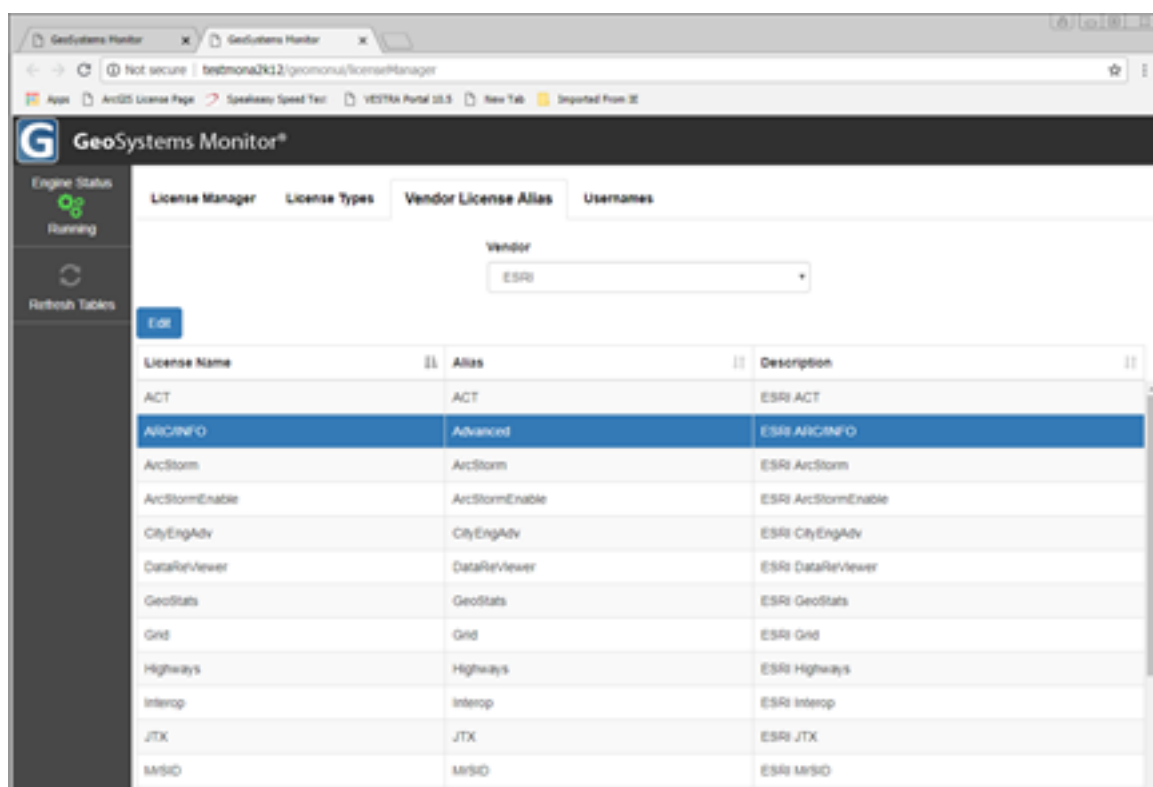


License Name	Alias	Vendor	Manager	Total License	Warning?	Warning Sent	Warning Number
ACT	ACT	ESRI	VESHQESR01	1			
ARC/INFO	Advanced	ESRI	VESHQESR01	15	Yes	YES	1
ArcStorm	ArcStorm	ESRI	VESHQESR01	15			
ArcStormEnable	ArcStormEnable	ESRI	VESHQESR01	15			
CityEngAdv	CityEngAdv	ESRI	VESHQESR01	30			
DataReViewer	DataReViewer	ESRI	VESHQESR01	15			
GeoStats	GeoStats	ESRI	VESHQESR01	15			
Grid	Grid	ESRI	VESHQESR01	15			
Highways	Highways	ESRI	VESHQESR01	15			
Interop	Interop	ESRI	VESHQESR01	15			
JTK	JTK	ESRI	VESHQESR01	15			
MMSIO	MMSIO	ESRI	VESHQESR01	15			

If you want to be notified when a particular license or license extension is running out or low, select the **Vendor : Manager** from the drop down menu. Highlight the particular line and click the edit button. Select warning Yes/No and the Number of licenses left when a notification is sent.

This page also displays if a warning/notification has been sent and is colored orange.

Vendor License Alias



This is to associate an alias name to any license or extension by vendor. The license names on this page are directly from the license manager, and can be cryptic.

To change, select the Vendor from the drop down menu, highlight the particular line and click the edit button. Change the Alias and Description as needed. These will then update the License Types page the next time the point runs, and will be used the charts and reports.

Usernames

Username	Vendor	Manager	Last Used Date
ADMINISTRATOR	ESRI	VESHQESRI1	2018/08/10 17:11:25
ALS	ESRI	VESHQESRI1	2018/08/09 16:37:44
ARH	ACAD	VESHQCVS	2018/08/09 16:06:18
ATP	ESRI	VESHQESRI1	2018/07/26 10:49:34
BLG	ACAD	VESHQCVS	2018/08/10 13:19:50
CHF	ESRI	VESHQESRI1	2018/08/10 12:04:25
DJE	ACAD	VESHQCVS	2018/08/09 10:00:39
DPL	ESRI	VESHQESRI1	2018/08/10 17:11:25
GWK	ESRI	VESHQESRI1	2018/08/10 17:11:25
JDW	ESRI	VESHQESRI1	2018/08/10 17:11:25
LMV	ESRI	VESHQESRI1	2018/08/10 17:11:25
SDG	ACAD	VESHQCVS	2018/08/10 14:20:12
SRP	ESRI	VESHQESRI1	2018/08/01 10:34:14

This is a display only screen for a quick look when a user LAST USED any licenses from a particular license manager.

Article ID: 399

Last updated: 30 Dec, 2019

Revision: 2

GeoSystems Monitor Enterprise -> Product Guide v4.1 - 4.2.1 -> License Manager -> License Manager Overview

<http://www.vestra-docs.com/index.php?View=entry&EntryID=399>